

Drawer Depositor




SMP designed and patented depositing facility, which can be adapted for various requirements. The depositor can be fitted flush to the side or rear faces of the safe and can also be used to operate through a wall of 125mm thickness.

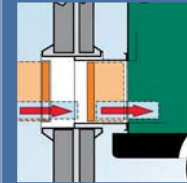
Dual action depositing system guarantees total security at all times during use. Locked by a cylinder cam action lock as standard. Plastic containers designed to hold cash or valuables are supplied with the Drawer Depositor System, and cassette box seals for extra security and identification are also available on request.



The leading supplier of security products



Deposit Safe Systems

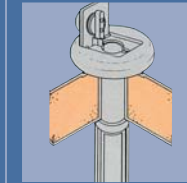


Cash Transfer System

The SMP Cash Transfer System will dramatically reduce the risk taken by security personnel and staff, providing a secure streamline passageway.

Suitable for use by cash carrying companies to service banks, post offices and supermarkets.

The Cash Transfer System is operated from within the premises and extends out to lock against the security vehicle access aperture. Once the transfer has taken place the unit is retracted by releasing the ratchet mechanism and then locked from inside the premises, eliminating the need for cash to be carried across the shop floor and across pavements where the general public can be endangered.



Rotatube

Superbly designed tubular deposit system, which receives plastic capsules containing cash or valuables for depositing through the outer matrix of the safe, into the inner chamber.

Lockable security cap lifts to expose the capsule receiving chamber, always giving total security with no visual access. Closing the cap allows it to rotate which automatically deposits the capsule into the inner chamber of the safe.



Deposit Slot

A quick and easy way to deposit cash. The deposit slot is available as standard size 150mm x 25mm or custom made to suit customers requirements. Fully baffled to resist "Fishing"

Deposit slot can be positioned: Top, side, Rear or Front dependant on individual requirements.

Telescopic version is also available if deposits need to go through walls etc.,



post
SMP Security Ltd.
Halesfield 24, Telford,
Shropshire TF7 4NZ



telephone
01952 585673

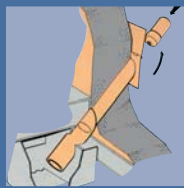


Facsimile
01952 582816



website/email
www.smpsecurity.co.uk
sales@smpsecurity.co.uk





Telescopic Capsule Deposit Tube

Telescopic tubular facility used for depositing capsules containing cash or valuables into a safe through a wall or partition of varying thicknesses. The external end of the deposit tube is secured by a hinged flap that can be lockable if specified. The internal chamber of the safe contains baffle plates which protect the end of the Deposit Tube from attempts at pilfering previously deposited capsules.

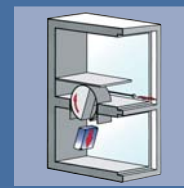


Anti Hold-up Coffe

The SMP Anti Hold-up Coffe is specifically designed to remove the risk of everyday armed hold-ups in high risk areas of "over the counter" cash handling situations reducing the risk of casual snatch attacks, internal pilfering, giving off-site control or employing cash handling/collection agencies.

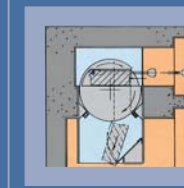
Features include:

- 1 Electronic time delay
- 1 Set period of opening
- 1 Bleeper when ready to open
- 1 Optional key over-ride
- 1 Opening windows
- 1 External power supply jack (emergency)
- 1 Audit trial readout (special printer required)
- 1 Can be factory or retro fitted



Dual Chamber Internal Depositing System (RDV)

In SMP's dual chamber internal depositing system, differing quality cash risk units are possible, being incorporated into one unit. Cash deposits can be made from the upper chamber into the lower chamber, which is designed with dual locking for cash collection purposes.



Rotunda Trap

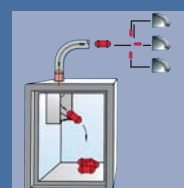
First class protection against oxy-arc, disc cutting and sledge hammer attacks. Research in conjunction with customers and insurance requirements has produced a deposit facility of advanced technical achievement. The externally mounted Rotary Deposit Trap has been redesigned with a more sophisticated internally mounted Rotary Deposit facility, which is protected by standard safe wall thicknesses. All the major insurance companies have agreed not to reduce the cash cover on safes using SMP Rotunda Traps. Available facing front or rear only.

Plastic cassette boxes are available on request.



RDV Drawer Trap

A further development of our popular RDV range the top safe being used for Manager or day cash. A front entry deposit drawer situated between the top and bottom safe will accept cash deposits to the lower unit for either collection by a cash collection company or cashing up by management.



Pneumatic Deposit System

A pneumatic system allowing cash to be transferred from a cash till via a pneumatic tube, directly into a safe located in another part of the building, such as a cash office.

